



MINISTRY OF EDUCATION
AND CULTURE



CYPRUS PEDAGOGICAL
INSTITUTE



Eduweb

Combating Digital Exclusion
Children educate digitally illiterate
adults in safe and creative web

Adults Training Lessons

Online entertainment

Search and change video settings on
YouTube without an account

Co-funded by the
Erasmus+ Programme
of the European Union



This project has been funded with support from the European Commission. This publication reflects the views of the partners, and the Commission cannot be held responsible for any use which may be made of the information contained therein.

EduWeb: Combating Digital Exclusion - Children educate digitally illiterate adults in safe and creative web

O3A2: Educational Material

Adults Training Lessons

Created by: Maximos Alkiviades (2nd Grate)

General Editing: Theodora Kakouri, Computer Science teacher

Aradippou Lyceum-Tasos Mitsopoulos, Cyprus

Version 0.1

January 2018



Attribution-NonCommercial-ShareAlike

CC BY-NC-SA

The EduWeb project is funded by the European Commission via the Erasmus+ programme, Action Key 2. This publication reflects the views only of the authors and it does not represent the opinion of the European Commission, and the European Commission is not responsible or liable for any use that may be made of the information contained therein.

Co-funded by the
Erasmus+ Programme
of the European Union






YOUTUBE

LESSON 1

Category: Online entertainment

Activity Description:

Search for a video and change video settings on YouTube without having an account.



Aims (What are you going to learn?):

At the end of this lesson you will be able to:

- ⇒ Search and find videos on YouTube.
- ⇒ Change video settings.



Digital Competences:

- ⇒ Browsing, searching and filtering data, information and digital content.
- ⇒ Protecting personal data and privacy.
- ⇒ Evaluating data, information and digital content.



What are you going to need?

- ⇒ Computer (laptop or desktop) or a “smart” device
- ⇒ Internet access
- ⇒ Web browsing application (e.g. Chrome, Firefox)

Peripheral Devices:

- ⇒ Speakers
- ⇒ Headphones



Audience: Adults with basic web browsing competences.

Time needed: 20 minutes



Before we start we need to ensure that the user has:

- ⇒ The necessary equipment.
- ⇒ The ability to use basic computer or “smart” device functions.
- ⇒ Internet Access.

Level of difficulty:



1



2



3



4



5

Other online video platforms:

⇒ Vimeo

vimeo

⇒ DailyMotion

dailymotion

Internet Safety

- ⇒ Web browsing requires using protection against malware. Protection using antivirus program is required!
- ⇒ Pay attention to copyrights related to using and sharing digital material!
- ⇒ Video sharing, without the permission of persons appearing in it, is an offence and it is punishable.
- ⇒ Avoid illegal and prohibited videos.
- ⇒ Protect yourself against false news.



STEPS

1

Open a web browsing application (e.g. Google Chrome) by double-clicking on the icon .



2

Type YouTube web address (www.youtube.com), as shown in the picture below. .

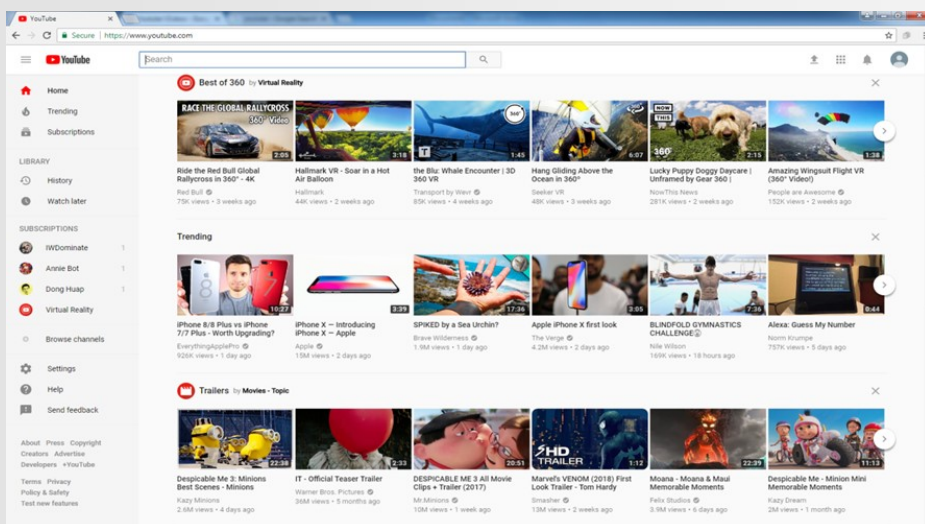
A screenshot of a web browser's address bar. It shows navigation icons (back, forward, refresh) on the left, followed by a lock icon and the text "https://www.youtube.com" inside a white input field.

3

Through the web browsing application you will be redirected at YouTube website, with the distinctive logo.

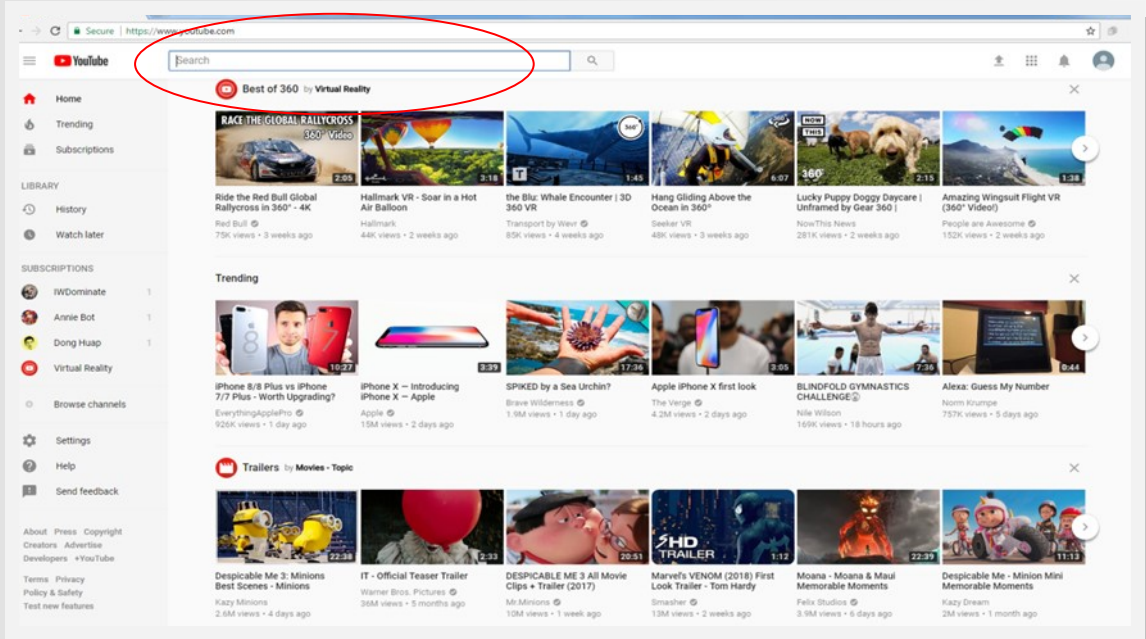


5



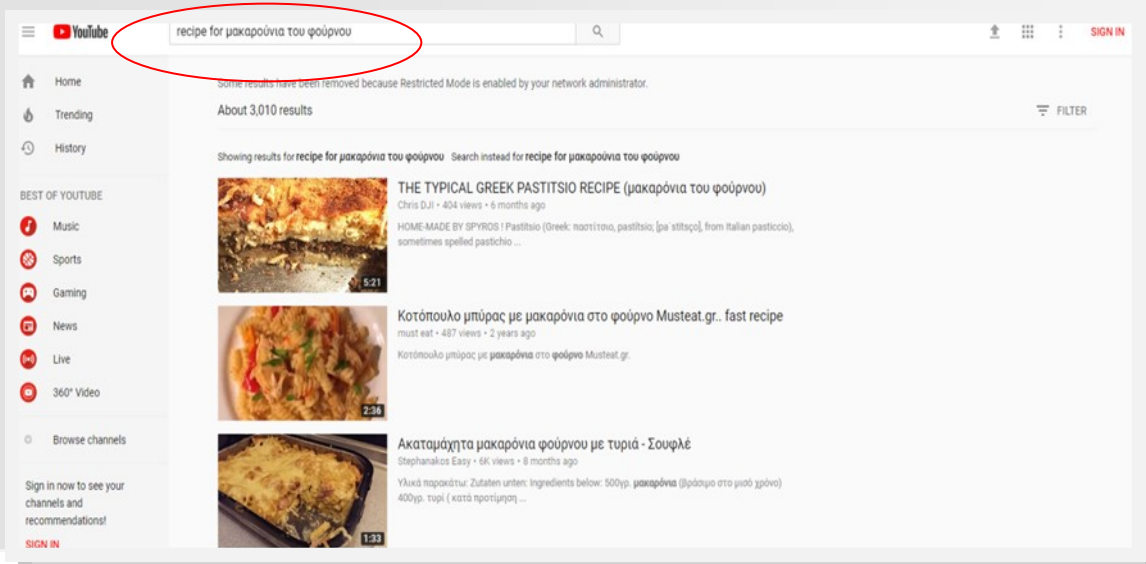
4

To search for a video, type the title in the search field of the page:



5

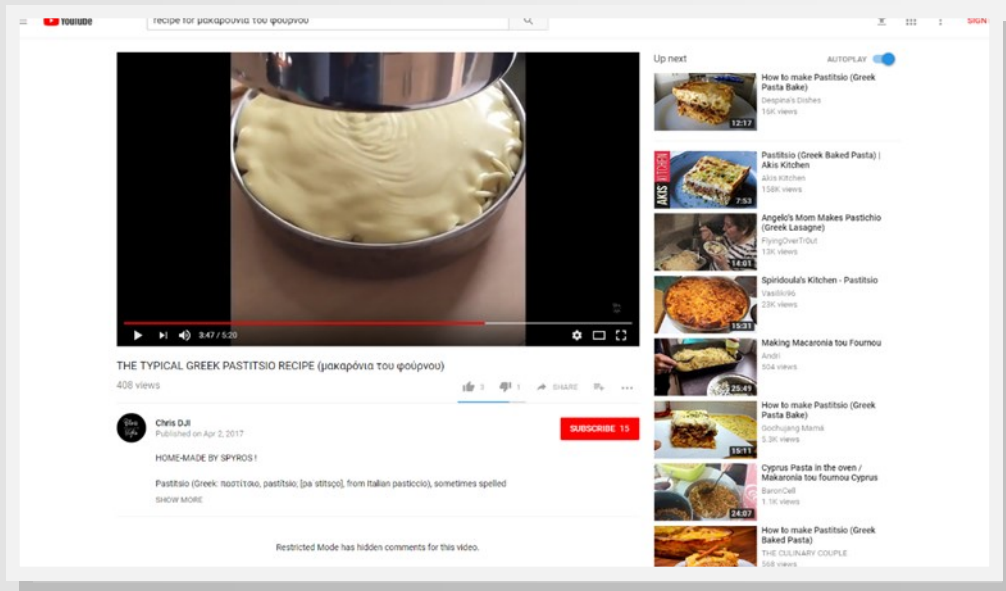
After your search, a number of videos related to the text typed in the search field will appear (at the example below we are looking for “pastitsio” recipe and a number of videos appear, presenting the preparation process of this food).



6

6

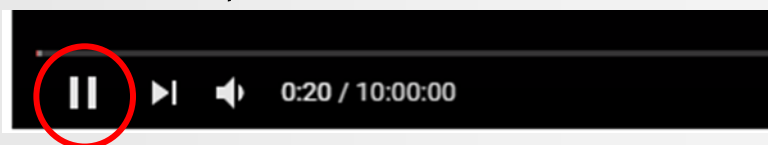
Click on the video you want to watch:



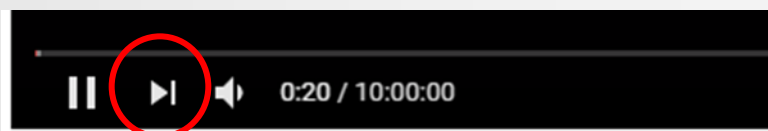
7

Some actions and settings to have in mind when watching a video are the following:

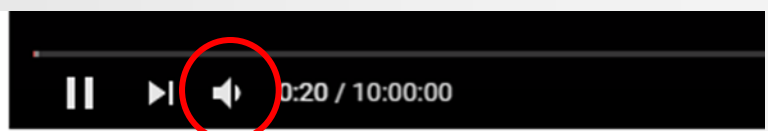
⇒ To pause a video click on the “pause” icon and click again to start it:



⇒ To proceed to the next video click on the icon presented in the image:



⇒ To change sound volume choose the speaker-like icon



7

⇒ To enter full-screen choose the icon presented in the image :



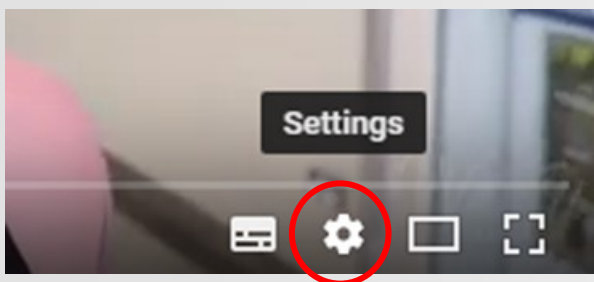
⇒ For cinema mode click on the icon next to the full-screen icon, as presented in the image below:




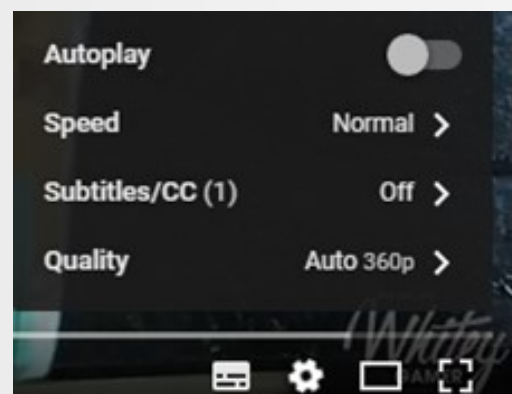
⇒ For settings related to:

- ◆ Video image quality
- ◆ Video speed
- ◆ accept annotations
- ◆ accept autoplay

click on the settings icon.



Modify the settings based on your needs (subtitles, speed, etc.)



LESSON ASSESSMENT

AIMS	YES	NO
Am I able to go to YouTube webpage to search for a video?		
Am I able to use YouTube, in order to find a video, under certain criteria?		
Am I able to stop a video in YouTube?		
Am I able to watch a YouTube video in full-screen?		
Am I able to change the video settings for subtitles, speed, etc., in YouTube?		

