



MINISTRY OF EDUCATION
AND CULTURE



CYPRUS PEDAGOGICAL
INSTITUTE



Eduweb

**Combating Digital Exclusion
Children educate digitally illiterate
adults in safe and creative web**

Adults Training Lessons

Online entertainment

Create a YouTube account

Co-funded by the
Erasmus+ Programme
of the European Union



This project has been funded with support from the European Commission. This publication reflects the views of the partners, and the Commission cannot be held responsible for any use which may be made of the information contained therein.

EduWeb: Combating Digital Exclusion - Children educate digitally illiterate adults in safe and creative web

O3A2: Educational Material

Adults Training Lessons

Created by: Maximos Alkiviades (2nd Grate)

General Editing: Theodora Kakouri, Computer Science teacher

Aradippou Lyceum-Tasos Mitsopoulos, Cyprus

Version 0.1

January 2018



Attribution-NonCommercial-ShareAlike

CC BY-NC-SA

The EduWeb project is funded by the European Commission via the Erasmus+ programme, Action Key 2. This publication reflects the views only of the authors and it does not represent the opinion of the European Commission, and the European Commission is not responsible or liable for any use that may be made of the information contained therein.

Co-funded by the
Erasmus+ Programme
of the European Union





YOUTUBE


LESSON 2

Category: Online entertainment

Topic: Create an account.

Activity Description:

Learn how to create an account in YouTube.



Aims (What are you going to learn?):

At the end of this lesson you will be able to:

⇒ Register and sign in to your YouTube account.

Digital Competences:

- ⇒ Browsing, searching and filtering data, information and digital content.
- ⇒ Protecting personal data and privacy.
- ⇒ Evaluating data, information and digital content.



What are you going to need?

Hardware:

- ⇒ Computer (laptop or desktop) or “smart” device
- ⇒ Internet connection

Software:

- ⇒ Web browsing application (e.g. Chrome, Firefox)
- ⇒ YouTube account

Peripheral Devices (Accessories):

- ⇒ Speakers/sound system
- ⇒ Mouse
- ⇒ Keyboard and Screen
- ⇒ Headphone





Audience: Adults who can create a Gmail account and have basic web browsing skills.



Time needed: 10 minutes

Before we start we need to ensure that the user has:

- ⇒ The necessary equipment and internet access.
- ⇒ The ability to handle Basic computer or “smart” device functions.

Level of difficulty:



1

2

3

4

5

Other online video platforms:

⇒ Vimeo

vimeo

⇒ DailyMotion

dailymotion

3

STEPS TO CREATE A YOUTUBE ACCOUNT

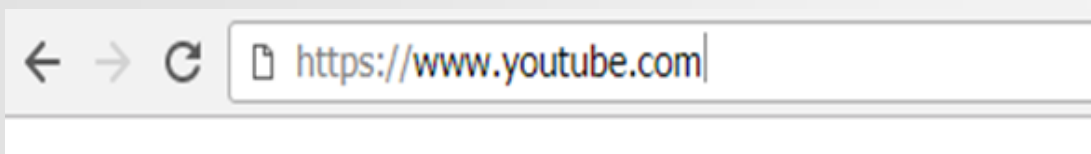
1

Open a web browsing application (e.g. Google Chrome) by double-clicking on the icon .



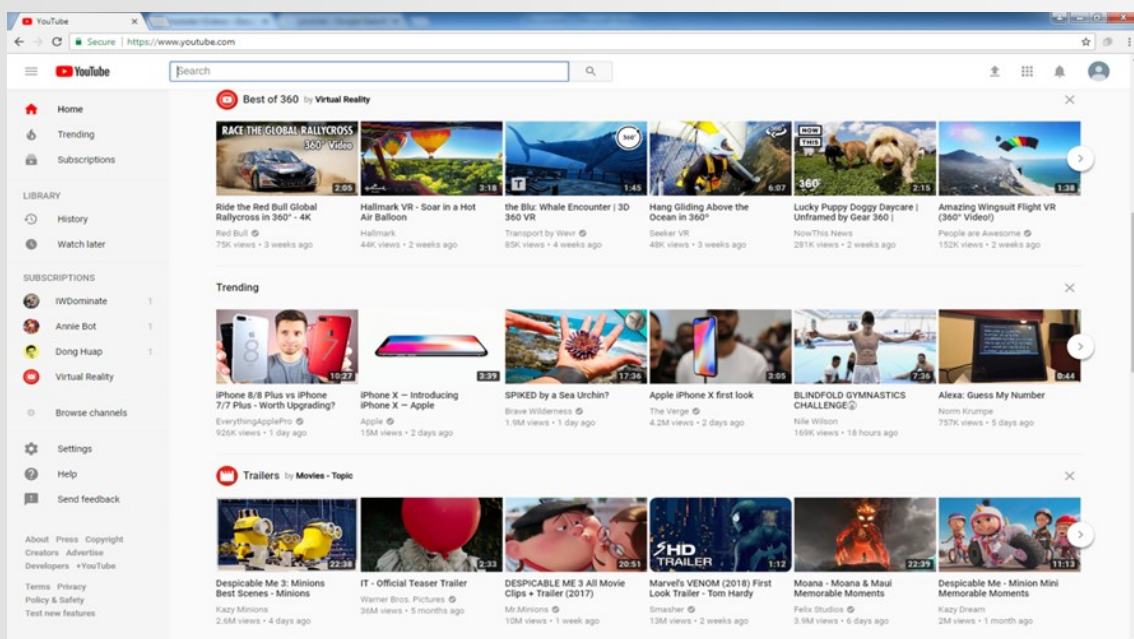
2

Type YouTube web address (www.youtube.com):



3

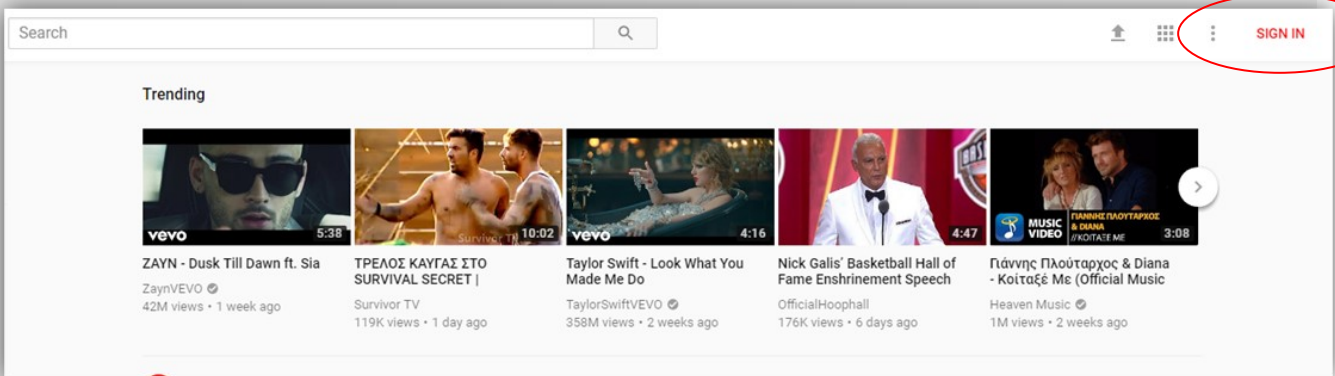
you will be redirected at YouTube webpage:



4

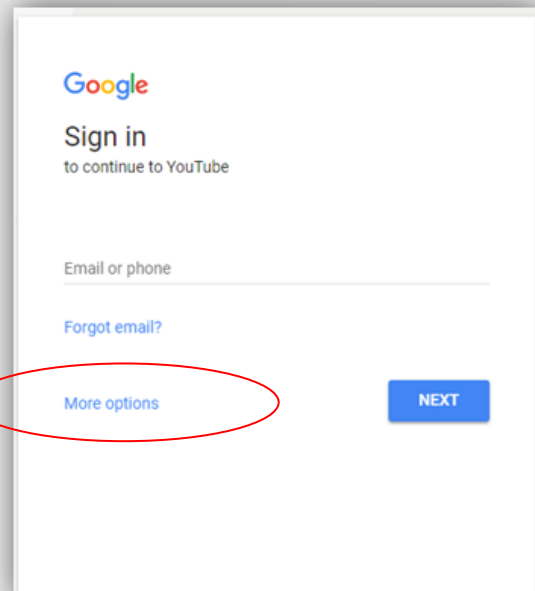
4

To create the new account click on **Sign In**:



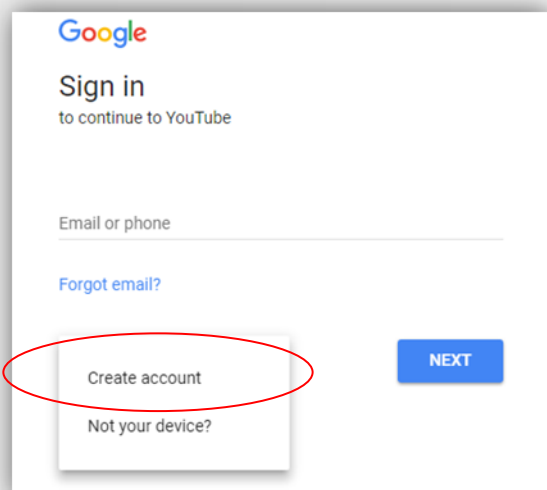
5

In the window appeared choose **More Options**:



6

On the next window choose **Create account**.



5

7

In the window appeared type your personal details (First and Last name, username and password.)

Attention! Passwords must consist of at least 6 characters (letters, numbers, symbols).

The screenshot shows a registration form with the following fields and options:

- Name:** Two input boxes labeled "First" and "Last".
- Choose your username:** A single input box with "@gmail.com" as a placeholder.
- I prefer to use my current email address:** A blue link.
- Create a password:** An input box.
- Confirm your password:** An input box.

8

Enter all the rest of your personal details (birthday, gender, mobile phone, current e-mail address and location). Then click on **Next Step**:

The screenshot shows the continuation of the registration form with the following fields and options:

- Birthday:** Three input boxes labeled "Month", "Day", and "Year".
- Gender:** A dropdown menu with "I am..." as the placeholder.
- Mobile phone:** An input box with a country code dropdown set to "+357".
- Your current email address:** An input box.
- Location:** A dropdown menu with "Cyprus (Κύπρος)" as the selected option.
- Next step:** A blue button at the bottom right.

You have now created your personal Gmail and YouTube account!

6

LESSON ASSESSMENT

AIMS	YES	NO
Am I able to be transferred at the webpage where I can create a YouTube account?		
Am I able to create a YouTube account?		
Do I understand that by having a Gmail account, I automatically have a YouTube account?		
Am I able to sign in to my account?		



Internet Safety:

- ⇒ Never give your password to anyone else.
- ⇒ Keep your passwords at a secure place.
- ⇒ By submitting an alternative e-mail address and mobile phone in the details to create an account, allows you to restore your password in case you lose or forget it.
- ⇒ Never allow your web application browser to save your passwords.

